

Stop, Drop and Roll that dice to win!



HOW TO PLAY

1. Put your game tokens on the Start box.
2. Each player rolls the dice in turn and moves the number of squares shown.
3. If you land at the bottom of a ladder, climb to the top.
4. If you land at the top of a hose, slide down to the bottom.
5. The first to reach the end is the winner.


 www.fire.qld.gov.au

 @QldFireDepartment

 @QldFireDepartment



 @QldFireDept

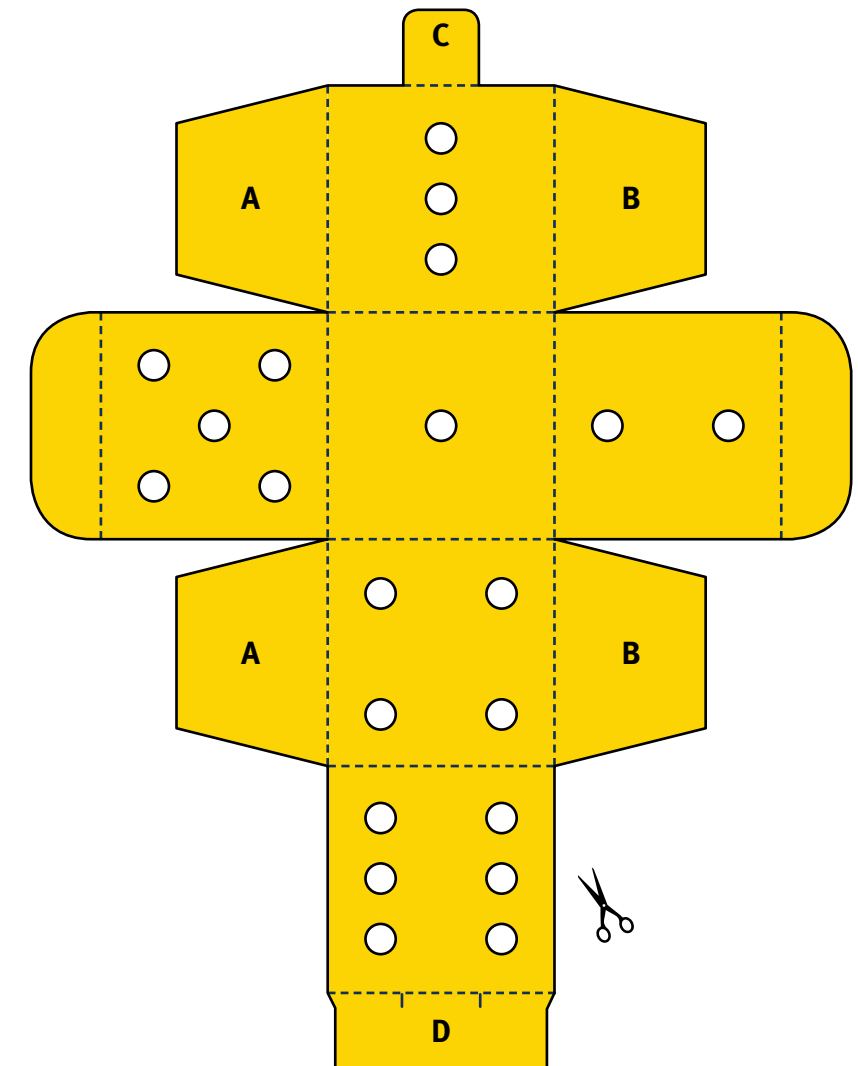
HOSES and LADDERS





How to make your dice:

1. Cut out the shape of the dice and game tokens.
2. Fold along the dotted lines to make creases.
3. Fold the tabs marked with “A”  so they meet and are covered by the five.
4. Fold the tabs marked with “B”  so they meet and are covered by the two.
5. Fold the tab marked with “D” to form a box and insert “C” into the slot located in “D”.



Game Tokens

