



**Hello!  
My name is  
Blazer.**

**You can learn fire safety at home with Blazer.**

**Always use  
the charger that  
came with your  
device.**



**Don't share chargers, even if the plug fits.  
Using the wrong charger can start a fire.**

**If there's a fire in your home,  
get out and stay out.**



**Never go back into a  
burning building.**

# Does your home have smoke alarms?



**Test and  
clean smoke  
alarms every  
month.**

**All homes need  
smoke alarms.  
They let you know  
if there is a fire.**



# If your clothes catch fire, don't run.




**Stop!**

Stop what you are doing.



**Drop!**

Get on the ground



**and Roll!**


Cover your face and roll over and over and over to put out the flames.

**If there is a fire at home,  
Blazer's meeting place is  
the mailbox.**



**Pick a meeting place far away from the house.  
Yours might be the bottom of the driveway  
or the big tree across the street.**

**When there's smoke in the air,  
get down low and go, go, go.**



Smoke makes it hard to see and breathe, so Blazer crawls on the ground to get out. Draw smoke above Blazer.

**If there's a fire, don't hide. Shout!  
Let others know where you are.**



**Hello!  
My name is  
Bushy.**



**Bushy is a Rural Fire Service Queensland volunteer  
and will help you learn about bushfire safety.**




**Do you  
have a Bushfire  
Survival Plan?**

**Make your plan  
as a family at  
[www.fire.qld.gov.au](http://www.fire.qld.gov.au)**

# Campfire Safety

Always use  
water to  
put out a  
campfire.



**Bushy cleans up leaves and rubbish from around the yard to get ready for bushfire season.**





**Bushy says: “Don’t play with fire!”**

